

# 2024 Finance & Statistics

---

## Message from the CFO



The current academic year opened under the shadow of war and its broad implications, including, among other things, a delayed start to studies, economic uncertainties, and inflation. The University is committed to assisting its students serving in the military reserves with scholarships, special supplementary courses, skills workshops, digital accessibility, psychological support, and academic accommodations. The “Uniform to University” global fundraising campaign brought in critically needed resources, but we still need more.

Regarding student enrollment, the spike caused by the COVID-19 pandemic has ended with that cohort’s completion of studies. We have reverted to admission levels similar to those before the pandemic – around 28,000 students. The university’s external research grants continue to rise, with the volume reaching approximately \$275 million last year compared to \$210 million in 2018/19 – a 5-year increase of 31 percent.

In the capital market, the TAU Investment Committee continued to diversify investment instruments, resulting in respectable returns for 2023 that compensated for the economic upheavals of 2022. These profits contribute to the financial stability of the university, and the trend is continuing in the current year. TAU is also launching a

fundraising campaign to increase its \$650 million endowment to \$1 billion – a welcome move that will strengthen the University’s financial independence.

Campus construction is ongoing, and this year we are inaugurating the Roman Abramovich Building for Nano and Quantum Science & Technology. We began construction of the Azrieli Architecture Building with a budget of approximately \$45 million, alongside several other building projects initiated last year. Additionally, the university is expanding the capacity of its dormitories with two new towers, the construction of which will begin this year, adding close to 1,000 extra beds. We also recently concluded an energy tender that will gradually transition the university toward consuming only green energy, leading to significant savings both in costs and in damage to the environment.

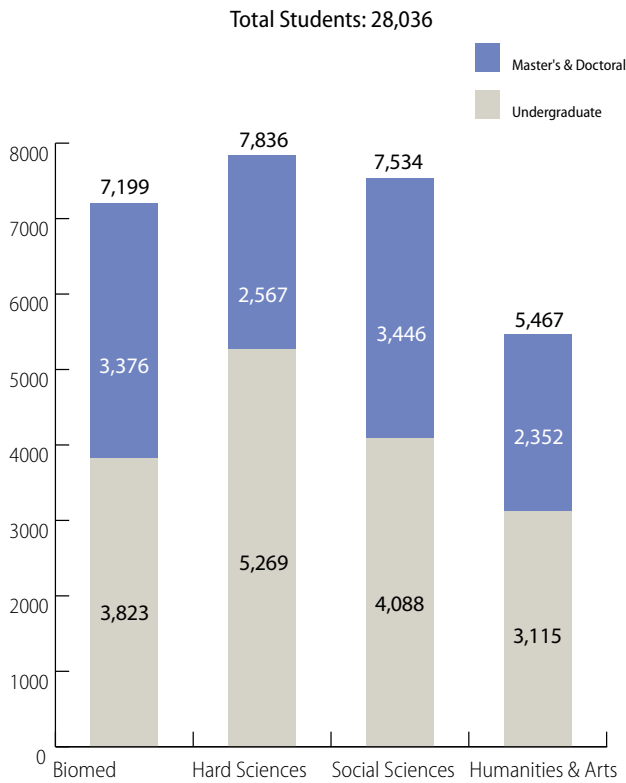
The university gratefully acknowledges its generous donors who contributed to its Emergency Fund and supported reservist soldiers. We now respectfully invite our global community of supporters to partner with us in increasing endowment funds to ensure the University’s long-term economic stability.



Neri Azogui  
Vice Director-General of Finance

# Student Body

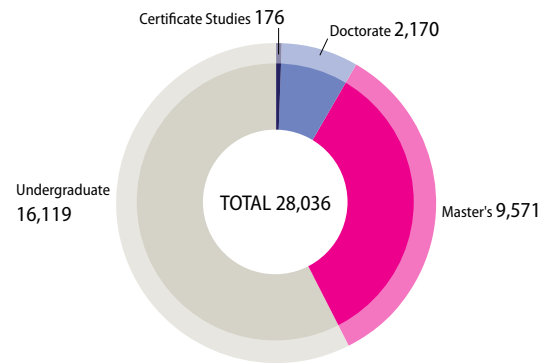
Student Body by Broad Subject Area and Degree Level  
2023/24



Lowy International Student Enrollment  
2020/21 – 2023/24

	2020/21	2021/22	2022/23	2023/24
Degree Programs	1,038	1,078	1,136	1,163
Study Abroad	30	130	130	101
<b>Total</b>	<b>1,068</b>	<b>1,208</b>	<b>1,266</b>	<b>1,264</b>

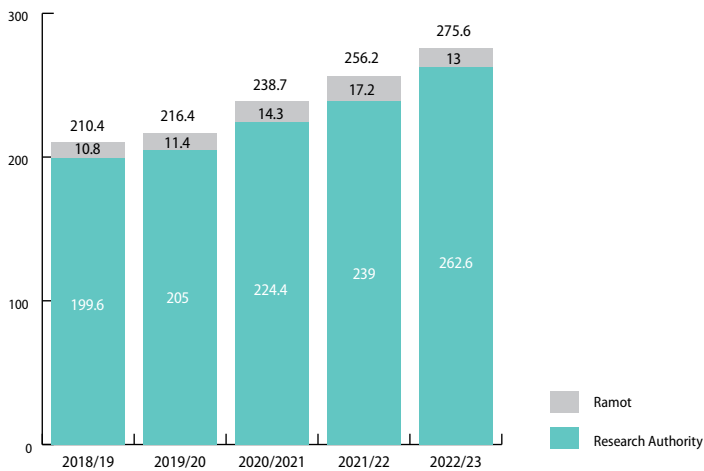
Student Body by Degree Level  
2023/24



# Research Grants

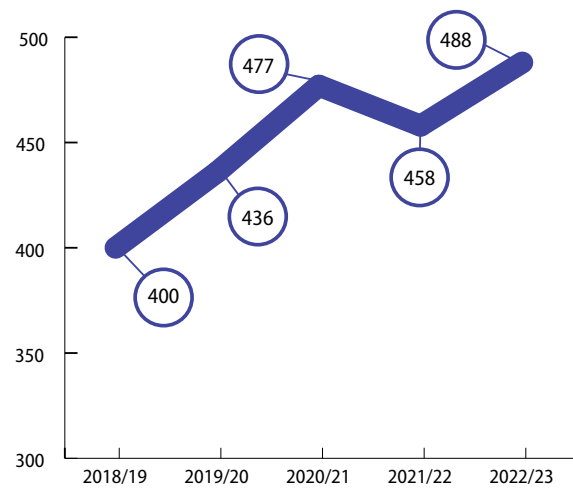
(US \$ millions)

2018/19 – 2022/23



# Number of Post-Docs

2018/19 – 2022/23



# Operating Budget

(US \$ thousands)

2022/23 – 2023/24

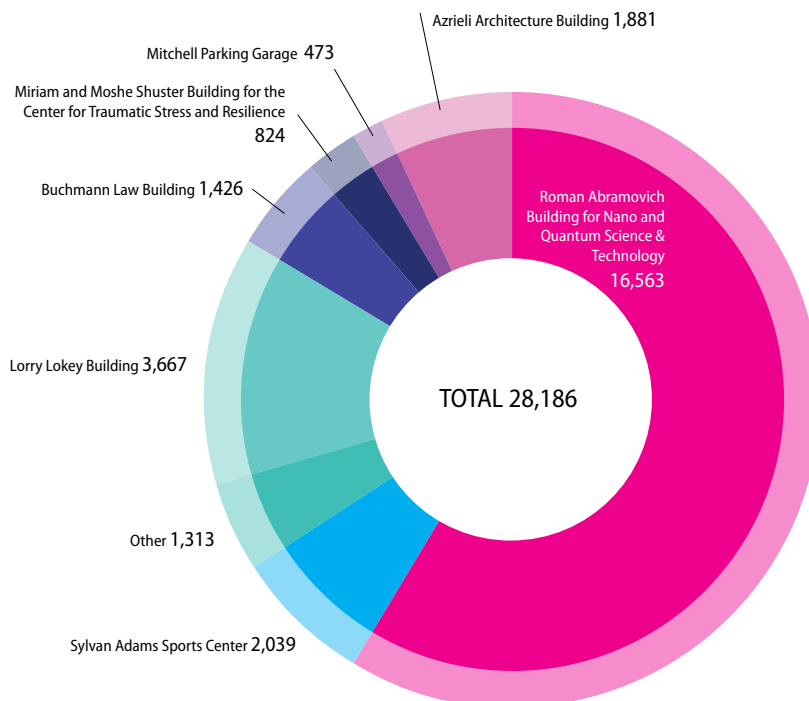
		2022/23*	2023/24
Expenditures	Salaries & employee benefits	359,334	375,130
	Acquisitions & reserves	133,632	136,542
	Budgetary pensions	88,834	92,531
	Research scholarships & stipends	41,349	42,562
	Maintenance expenses	41,532	40,210
	Financing expenses	613	612
	Inter-departmental charges	-16,083	-16,036
<b>Total</b>		<b>649,211</b>	<b>671,551</b>
Revenues	Government allocations	433,802	467,028
	Tuition fees	114,924	106,250
	Income from various sources including donations	100,485	98,273
<b>Total</b>		<b>649,211</b>	<b>671,551</b>

\*According to average currency conversion rate

## Investment in New Construction

(US \$ thousands)

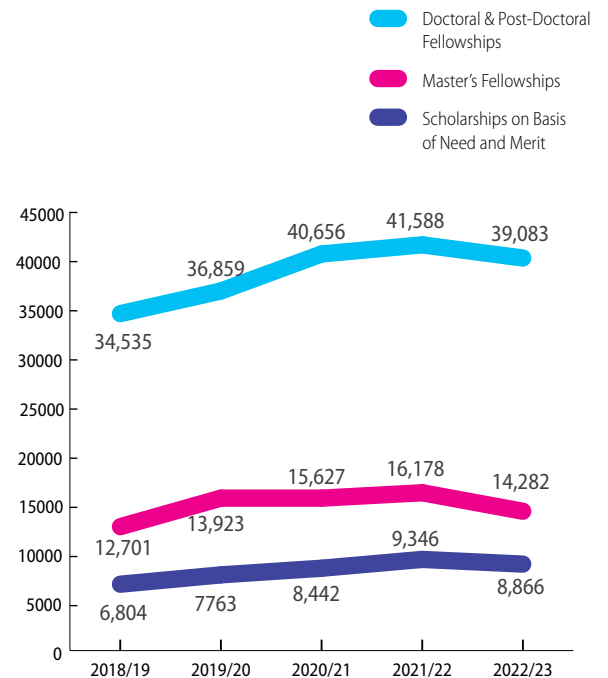
2022/23



## Scholarship and Research Fellowship Funding

(US \$ thousands)

2018/19 – 2022/23



# Five-Year Summary of Fundraising

(US \$ thousands)

2018/19 – 2022/23

	2018/2019	2019/2020	2020/2021	2021/2022	2022/2023	Total
USA	30,905.5	33,671.8	39,404.1	34,975.2	40,106.6	179,063.2
Israel	27,024.5	18,093.3	27,982.4	36,663.7	31,342.5	141,106.4
United Kingdom	4,122.9	12,003.6	1,904.3	4,703.5	5,130.6	27,864.8
Canada	4,973.0	4,102.0	2,598.0	6,847.7	8,100.0	26,620.7
Italy	5,718.6	4,732.7	3,589.4	3,031.1	5,129.0	22,200.8
Australia	424.6	4,101.7	4,844.6	4,115.9	1,258.8	14,745.5
France	2,386.1	1,448.5	2,327.6	1,051.8	1,988.3	9,202.4
Russia	1,374.0	1,779.0	1,733.5	1,658.6	1,120.8	7,665.9
Switzerland	537.0	863.9	1,166.7	884.3	1,958.7	5,410.6
Argentina	1,025.0	925.0	657.0	643.0	1,862.4	5,112.4
Brazil	235.1	319.3	674.9	1,073.9	927.5	3,230.6
Germany	1,324.1	596.1	268.0	97.9	314.7	2,600.8
Latin Amer. Others	123.4	296.9	275.0	50.6	88.5	834.4
Mexico	95.9	30.1	30.9	34.0	38.0	228.8
Other Countries	3,079.3	3,416.0	2,873.6	4,476.7	3,975.2	17,820.8
<b>Total</b>	<b>83,348.8</b>	<b>86,380.0</b>	<b>90,330.0</b>	<b>100,307.9</b>	<b>103,341.5</b>	<b>463,708.1</b>

## 2022/23 Fundraising by Country

(US \$ millions)

